










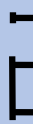
















RS3 DIAGRAM






SERİ 3500-D	Poz Cont.	0°	72°	144°	216°	288°
						
		0	1	2	3	4
	1-1a		X		X	X
	2-2a			X	X	
	3-3a					X





SERİ 3560-T	Poz Cont.	0°	72°	144°	216°	288°
						
		0	1	2	3	4
	1-1a		X		X	X
	2-2a			X	X	X
	3-3a					X





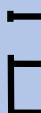
SERİ 4528-T	Poz Cont.	0°	90°	180°	270°
					
		0	1	2	3
0 	1-1a		X	X	X
	2-2a		X		X
	3-3a			X	X





SERİ 3700-D	Poz Cont.	0°	30°	60°
				
		0	1	2
	1-1a		X	X
	2-2a			X
	3-3a			X





SERİ 3800-T	Poz Cont.	0°	90°	180°	270°
					
		0	1	2	3
	1-1a		X		X
	2-2a			X	X
	3-3a		X	X	X





SERİ 3900-D	Poz Cont.	0°	90°	180°	270°
					
		0	1	2	3
	1-1a	X			
	2-2a			X	X
	3-3a		X		X





SERİ 3400-T	Poz	0°	90°	180°	270°
		Cont.			
		0	1	2	3
	1-1a		X		
	2-2a			X	X
	3-3a				X









SERİ 3300-R	Poz	0°	72°	144°	216°	288°
		Cont.				
		0	1	2	3	4
	1-1a				X	X
	2-2a			X		X
	3-3a		X	X	X	X









SERİ 3200-T	Poz	0°	90°	180°	270°
		Cont.			
		0	1	2	3
	1-1a		X		
	2-2a			X	
	3-3a				X






SERİ 3100-R	Poz	0°	90°	180°	270°
		Cont.			
		0	1	2	3
	1-1a		X	X	X
	2-2a			X	X
	3-3a				X









SERİ 3600-R	Poz	0°	90°	180°	270°
		Cont.			
		0	1	2	3
	1-1a		X		X
	2-2a		X	X	
	3-3a		X	X	X






SERİ 3120-D	Poz	0°	90°	180°	270°
		Cont.			
		0	1	2	3
20 	1-1a		X	X	X
	2-2a				X
	3-3a			X	





SERİ 3130-D	Poz	0°	72°	144°	216°	288°
						
Cont.		0	1	2	3	4
20			X		X	
				X	X	
						X





SERİ 3140-R	Poz	0°	72°	144°	216°	288°
						
Cont.		0	1	2	3	4
10						X
				X	X	X
			X		X	X

SERİ 3150-T	Poz	0°	90°
			
Cont.		0	1
20			X
			X
		X	

SERİ 3160-T	Poz	0°	72°	144°	216°	288°
						
Cont.		0	1	2	3	4
						X
			X		X	
				X	X	X

SERİ 3170-R	Poz	0°	45°	90°	135°	180°	225°	270°	315°
									
		Cont.	0	1	2	3	4	5	6
0	1-1a		X	X	X	X	X	X	X
	2-2a			X		X	X	X	
	3-3a				X	X			

SERİ 3180-R	Poz	0°	90°	180°	270°
					
		Cont.	0	1	2
10	1-1a		X	X	X
	2-2a			X	X
	3-3a		X		X

SERİ 3190-F	Poz	0°	90°	180°	270°
					
		Cont.	0	1	2
20	1-1a				X
	2-2a			X	
	3-3a		X	X	X