




































RS4 DIAGRAM




SERİ 4500-D	Poz. Cont.	0°	72°	144°	216°	288°
						
		0	1	2	3	4
	1-1a		X	X	X	X
	2-2a		X		X	X
	3-3a			X	X	X
	4-4a					X






SERİ 4600-T	Poz. Cont.	0°	72°	144°	216°	288°
						
		0	1	2	3	4
	1-1a		X	X	X	X
	2-2a		X		X	
	3-3a		X	X		
	4-4a					X



SERİ 4700-T	Poz. Cont.	0°	72°	144°	216°	288°
						
		0	1	2	3	4
	1-1a		X	X	X	X
	2-2a			X		
	3-3a				X	
	4-4a					X



SERİ 4800-D	Poz. Cont.	0°	40°	80°	120°	160°	200°	240°	280°	320°
										
		0	1	2	3	4	5	6	7	8
	1-1a		X	X	X	X	X	X	X	X
	2-2a			X				X	X	X
	3-3a				X		X	X		X
	4-4a					X	X		X	X




SERİ 4900-R	Poz. Cont.	0°	60°	120°	180°	240°	300°
							
		0	1	2	3	4	5
	1-1a		X		X	X	X
	2-2a			X	X	X	
	3-3a					X	
	4-4a						X






SERİ 4400-R	Poz	0°	90°	180°	270°
		Cont.			
		0	1	2	3
1-1a	1-1a		X		X
	2-2a			X	X
	3-3a		X	X	X
	4-4a		X	X	X





SERİ 4300-D	Poz	0°	60°	120°	180°	240°	300°
		Cont.					
		0	1	2	3	4	5
1-1a	1-1a		X	X	X	X	X
	2-2a			X		X	
	3-3a				X	X	
	4-4a						X





SERİ 4200-D	Poz	0°	51,4°	102,8°	154,2°	205,6°	257°	308,4°
		Cont.						
		0	1	2	3	4	5	6
1-1a	1-1a		X	X	X	X	X	X
	2-2a		X				X	X
	3-3a			X		X		X
	4-4a				X	X	X	X







SERİ 4100-R	Poz	0°	51,4°	102,8°	154,2°	205,6°	257°	308,4°
		Cont.						
		0	1	2	3	4	5	6
10	1-1a		X	X	X			
	2-2a		X	X		X		
	3-3a						X	X
	4-4a		X					X






SERİ 4120-T	Poz	0°	90°	180°	270°
		Cont.			
		0	1	2	3
10	1-1a	X	X	X	
	2-2a		X	X	X
	3-3a		X		X
	4-4a			X	X






SERI 4130-T	Poz	0°	60°	120°	180°	240°	300°
		Cont.					
		0	1	2	3	4	5
10	1-1a		X	X	X	X	X
	2-2a					X	X
	3-3a		X		X	X	X
	4-4a			X	X	X	





SERI 4140-T	Poz	0°	72°	144°	216°	288°
		Cont.				
		0	1	2	3	4
10	1-1a		X	X	X	X
	2-2a					X
	3-3a		X		X	
	4-4a			X	X	X







SERI 4150-D	Poz	0°	72°	144°	216°	288°
		Cont.				
		0	1	2	3	4
10	1-1a		X	X	X	X
	2-2a		X		X	
	3-3a					X
	4-4a		X	X		X






SERI 4160-T	Poz	0°	51,4°	102,8°	154,2°	205,6°	257°	308,4°
		Cont.						
		0	1	2	3	4	5	6
10	1-1a		X	X	X	X	X	X
	2-2a					X	X	X
	3-3a		X		X	X	X	
	4-4a			X	X	X		

4170-F	Poz	0°	60°	120°	180°	240°	300°
		Cont.					
		0	1	2	3	4	5
10	1-1a		X	X	X	X	X
	2-2a			X		X	X
	3-3a				X	X	X
	4-4a						X

SERİ 4180-R	Poz	0°	72°	144°	216°	288°
	Cont.					
		0	1	2	3	4
10	1-1a		X	X	X	X
	2-2a		X		X	X
	3-3a		X	X		
	4-4a					X

SERİ 4190-R	Poz	0°	90°	180°	270°
	Cont.				
		0	1	2	3
10	1-1a		X	X	X
	2-2a		X		
	3-3a		X		X
	4-4a		X	X	

SERİ 4210-T	Poz	0°	60°	120°	180°	240°	300°
	Cont.						
		0	1	2	3	4	5
20	1-1a		X	X	X	X	X
	2-2a			X		X	
	3-3a				X	X	X
	4-4a						X

SERİ 4220-F	Poz	0°	72°	144°	216°	288°
	Cont.					
		0	1	2	3	4
10	1-1a			X	X	X
	2-2a		X		X	X
	3-3a		X	X	X	X
	4-4a					X